

## Small guide to create an account and register your club and boxers

Go to [www.boxinghost.se](http://www.boxinghost.se) and click the 3 stripes in the right corner



Now you get a menu bar where you see the button login – press it



When the login screen appears there is a text in button to sign up press that

A screenshot of the Boxinghost login screen. The title is 'Login'. Below the title, it says 'Please fill in your credentials to login.' and 'Fields with \* are required.' There are two input fields: 'Username \*' and 'Password \*'. Below these fields is a blue 'LOGIN' button. At the bottom left, there are two links: 'Don't have an account?' and 'Forgot your password?'. At the bottom right, there is a link 'Sign up now', which is circled in red.

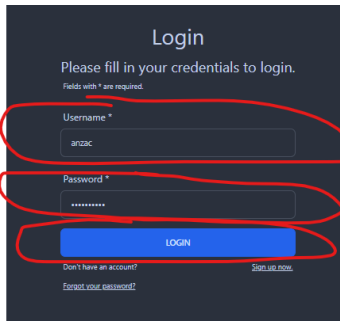
Fill in your preferred username and password together with some personal info and press sign up

A screenshot of the Boxinghost sign up screen. The title is 'Sign up'. Below the title, it says 'Please fill in this form to create an account.' and 'Fields with \* are required.' There are several input fields: 'Username \*' (with a hint 'your preferred username for login'), 'Password \*', 'Confirm password \*', 'First name \*', 'Last name \*', 'Email \*' (with a hint 'email to use'), and 'Phone number' (with a hint 'your phone'). At the bottom, there is a blue 'SIGN UP' button, which is circled in red. Below the button, there are two links: 'Already have an account?' and 'Login here'.

After this you will receive a confirmation link in your email ( check spam as well ). This is to confirm your email was correct but even if you do not click the link you can use the created account to login at Boxinghost go back to the stripes in right corner and press the login button.



On the login screen put in your credentials and press login button



Login

Please fill in your credentials to login.  
Fields with \* are required.

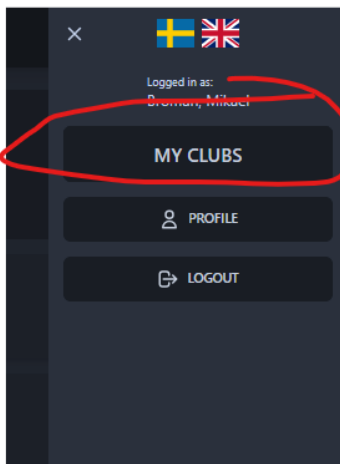
Username \*  
arzac

Password \*  
\*\*\*\*\*

LOGIN

Don't have an account? [Sign up now.](#)  
Forgot your password?

On the menu now you can see you are logged in



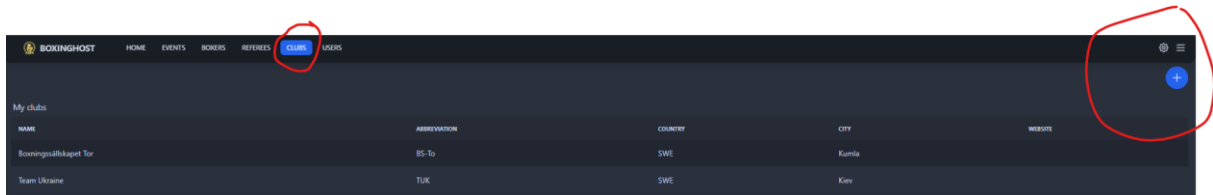
Logged in as:  
Browny, Mikael

MY CLUBS

PROFILE

LOGOUT

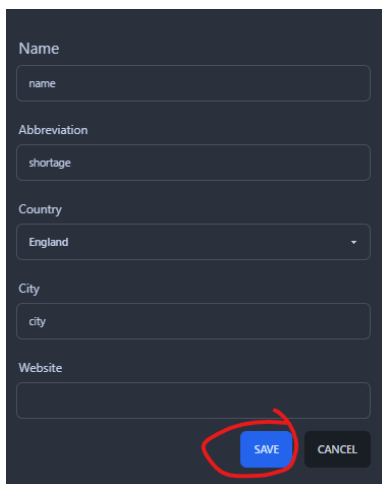
Now push the text clubs in the upper menu bar to see registered clubs and here you can push the blue button with + sign in the right corner and add your club



BOXINGHOST HOME EVENTS BOOKERS REFERERS **clubs** USERS

My clubs	NAME	ABBREVIATION	COUNTRY	CITY	WEBSITE
	Boxningsklubben Tor	BS-To	SWE	Kumla	
	Team Ukraine	TUK	SWE	Kiev	

Put your club name and som info like country and save



Name  
name

Abbreviation  
shortage

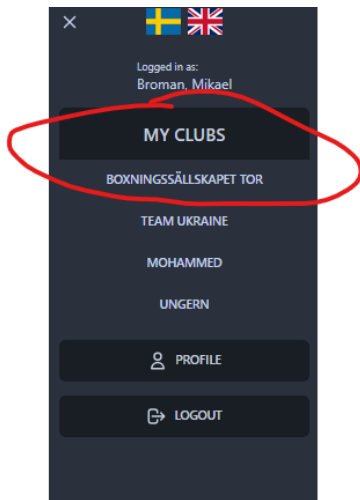
Country  
England

City  
city

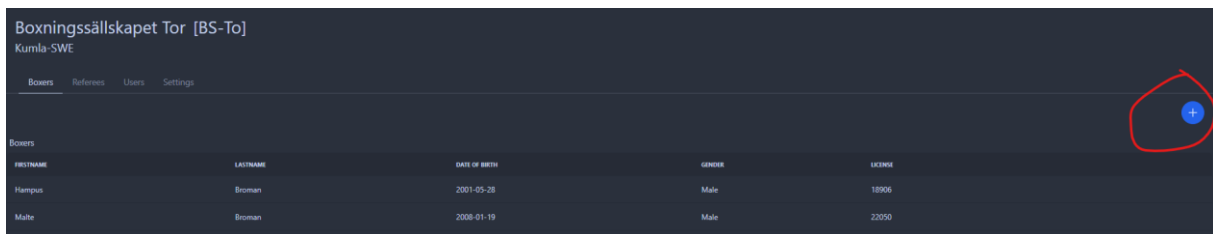
Website

SAVE CANCEL

Now on the menu to the right behind the 3 stripes you can push clubs and you will be able to go to your club to register boxers



The first time you go to your club it will be empty of boxers push the blue + sign in the right corner to add boxers



Put in name / date of birth and gender together with normal weight category and press save

A form titled 'Add boxer to club'. It has five input fields: 'First name' (with 'first name' as placeholder), 'Last name' (with 'last name' as placeholder), 'Date of birth' (with a date picker showing 'åååå-mm-dd'), 'Gender' (a dropdown menu with 'Male' selected), and 'Weight' (with '60' as placeholder). At the bottom are 'SAVE' and 'CANCEL' buttons.

Do this for all your boxers.

## Add boxers to an event

Go to [www.boxinghost.se](http://www.boxinghost.se) and press the 3 stripes in the right corner



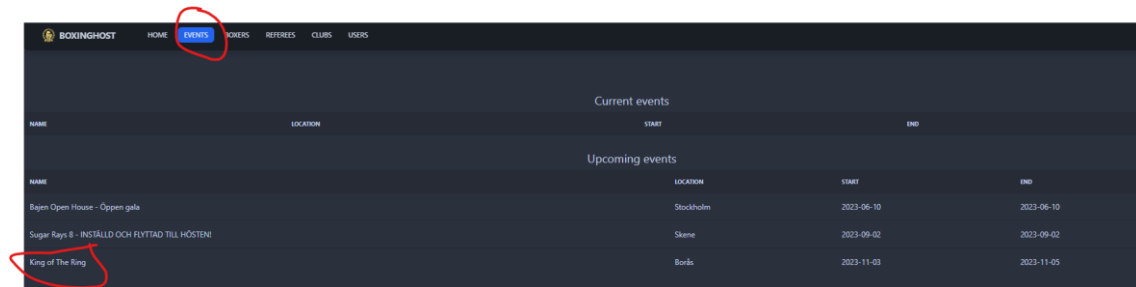
An menu bar appears and you can push login



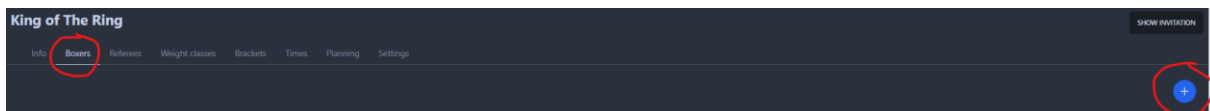
Login with your created credentials

A screenshot of the 'Login' form. The title is 'Login' and the instruction is 'Please fill in your credentials to login. Fields with \* are required.' There are two input fields: 'Username \*' containing 'andac' and 'Password \*' containing '\*\*\*\*\*'. Below these fields is a blue 'LOGIN' button, which is circled in red. There are also links for 'Don't have an account? Sign up here.' and 'Forgot your password?'.

Then go to events and click the event you would like to register boxers for



One the events menu press boxers and the the blue + sign in the right corner



A register pop up comes up where you can choose boxers, category, class and weight the press save

A screenshot of the 'Add boxer to event' pop-up form. It has four dropdown menus: 'Boxers' (Choose a boxer), 'Category' (Choose a category), 'Class' (Choose a class), and 'Weight class' (Choose a weight class). At the bottom right, there are two buttons: 'SAVE' and 'CANCEL', with the 'SAVE' button circled in red.

To be able to apply boxers you first need to create and account / login and create your club and register the boxers then you can apply and register them for an event